

PALLET RACKING

Storage and retrieval systems for palletised goods



SINGLE SELECTIVE

This system is designed for the optimised storage of goods of all sizes and weights. All frames, beams, support, etc. are powder coated or pre-galvanised steel finish. The boltless connection allows a quick and efficient assembly.

Bracing can be added to the racking system to increase the load capacity of the frames making this a very versatile storage system.



DOUBLE DEEP

With double deep racking, products can be stored up to four pallets deep, allowing for rapid dispatch for large pallets of similar size. Allows for higher storage density with stock remaining easy to access and relatively quick to pick.

- High storage density, stock remains easy to access and relatively quick to pick
- Products can be stored up to four pallets deep
- Allows for rapid dispatch for large pallets of similar size
- Batch-in, batch-out process (FIFO)
- Increases capacity from Selective Racking by approximately 30%



DRIVE IN / DRIVE THROUGH

Drive-in racks increase your storage space considerably by eliminating picking aisles and are ideal for storing large quantities of similar pallets. There are three types of drive-in racks, depending on the load and unload procedure and the accessibility:

- Single drive-in racking
- Double drive-in racking
- Drive through


OTHER PRODUCTS INCLUDE:

- ATLAS PALLET SHUTTLE
- PALLET LIVE


- CARTON LIVE
- MEZZANINE

- MOBILE RACKING
- PUSH BACK

Freephone 0800 725 722 | Tel 07 827 0031 | office@southward.co.nz | 43 Hautapu Rd, Cambridge



RACKING ACCESSORIES



FRAME PROTECTORS

UPRIGHT PROTECTORS


The upright protector will reduce the damage caused by impact loads. Especially for installations with fast moving products or heavy products, upright protectors are essential for the safety and lifetime of the racking.

CORNER PROTECTORS

The corners of the racking are vulnerable to damage caused by collisions. The corner protectors are anchored on both sides of the upright.


END FRAME PROTECTORS

Constant traffic around the end-frames or the frames at the cross aisles often causes damage to the racking. Our frame protectors are built with a sigma main beam, supported by two end protectors.



WIRE MESH DECKING

Galvanised or powder coated mesh with built in pallet supports assist in uneven pallets, support in stacking pallets with unsecured items, reduce risk of falling items.



PALLET SUPPORTS

Pallet supports are used as secondary support bars for extra heavy loads or non-standard pallets. For use with box beams.



TIMBER INSERTS

An alternate finish to all of our racking units and workbenches

AUDITS & INSPECTIONS

Everyday wear and tear can compromise the strength and structural integrity of your pallet racking systems. Annual inspections are vital to identify damaged racking components and suggest actions and controls based on the finding

"Regular checks of shelving systems should be conducted to look for damage from forklifts or trolleys, missing bolts, bent steel supports or shelves, etc."

-Official Worksafe guidelines



REPAIRS & MAINTENANCE

Our maintenance team is qualified to carry out repairs on all types of racking quickly and safely, whether welded or bolted racking systems.

This service is offered nation-wide and is a very important part of your regular racking maintenance to ensure your racking is secured and the safest it can be for your staff to operate around.