

STOW ATLAS®

The integrated deep lane storage and retrieval pallet shuttle system.


The Stow Atlas® pallet shuttle system is a deep lane storage and retrieval system. It utilises a carrier to move pallets within a specifically designed racking structure, thus optimizing the storage capacity.

The pallet shuttle system consists of a specific rack and a mobile shuttle. This shuttle is a self-powered device that runs on rails in the storage lanes to load and unload pallets. The forklift will place the pallet shuttle in front of the lane where the action is. From its home position, the shuttle performs the loading and unloading tasks without any further human intervention.

These tasks are communicated by the forklift driver using a remote control. Once the task is completed the shuttle returns to its home position and is then ready to be transported with a forklift truck to a new lane for a new task. Each shuttle unit runs on lithium batteries with a long autonomy (up to 16h) and a short charging time (max 3h).

By introducing more shuttles into your racking system, the performance will increase. The system can be used for new installations as well as for refurbishments, and is independent from the number and the depth of the lanes. The automated system guarantees the highest possible storage density.


- 1/ Platform
- 2/ Running wheels
- 3/ End buffer
- 4/ Battery cover
- 5/ Anti-slip coating



- 6/ Side wheels
- 7/ Pallet sensors
- 8/ Running sensors
- 9/ Emergency stop
- 10/ Start-stop key

FEATURES

Atlas III with
"connect" function
for remote
access!



YOUR PROFIT

- Max. storage capacity for a min. investment.
- Higher performances with a fast R.O.I.
- Flexibility & reliability: racking & shuttle from 1 supplier
- Adaptable: For multiple pallet types, also big bags, CP 1-9, most plastic pallets
- The system is designed to work in temperatures from -30° C upwards with unlimited land depth
- Long lasting battery is included, guaranteeing a maximum autonomy
- The electro-mechanical lifting device is as good as maintenance free, and ideal for cold store applications
- The operator is free to work LIFO or FIFO at every moment in every lane
- Inventory counting
- CE certified


SERVICE, TRAINING & SUPPORT

Southward Shelving & Racking Solutions has service technicians able to support all STOW shuttles 24/7 from our workshop in Cambridge. A technician is able to attend to any shuttle onsite in a matter of hours. On request we are also able to provide onsite training covering general use and care of the shuttles and batteries

We keep a full range of parts and accessories at our warehouse in Cambridge and are able to attend to the majority of repairs required onsite first time

TECHNICAL SPECS

- Load capacity: 1500 Kg
- Speed empty: 0.8 m/s
- Speed loaded: 0.6 m/s
- Acceleration - Deceleration: 0.5 - 0.5 m/s²
- Battery: 48V lithium 40 Ah
- Battery autonomy: 8-10 h in coolstore
- Fully recharge of battery: 3 h
- Battery pack with auto-plug-in and battery management system
- Remote control with RF communication: Autonomy 16h
- Running & lifting motor: 0.57 kW BLDC
- Sensors with distance measuring
- No hydraulics (no risk for oil leaks)



✓ Latest DC drive motor design charges the battery every time it slows down optimising battery capacity.

✓ Battery pack weight = 2 x 7 kg. Batteries can easily and safely be handled by hand without the need of extra equipment.

✓ The STOW shuttle returns to the front of the rack when the battery gets to 10% charge - preventing shuttles getting stuck inside the rack causing extra downtime.

**FOR MORE INFORMATION OR A DEMONSTRATION
CONTACT MIKE SOUTHWARD: 021 725 538**

Freephone 0800 725 722 | Tel 07 827 0031 | office@southward.co.nz | 43 Hautapu Rd, Cambridge